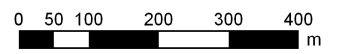
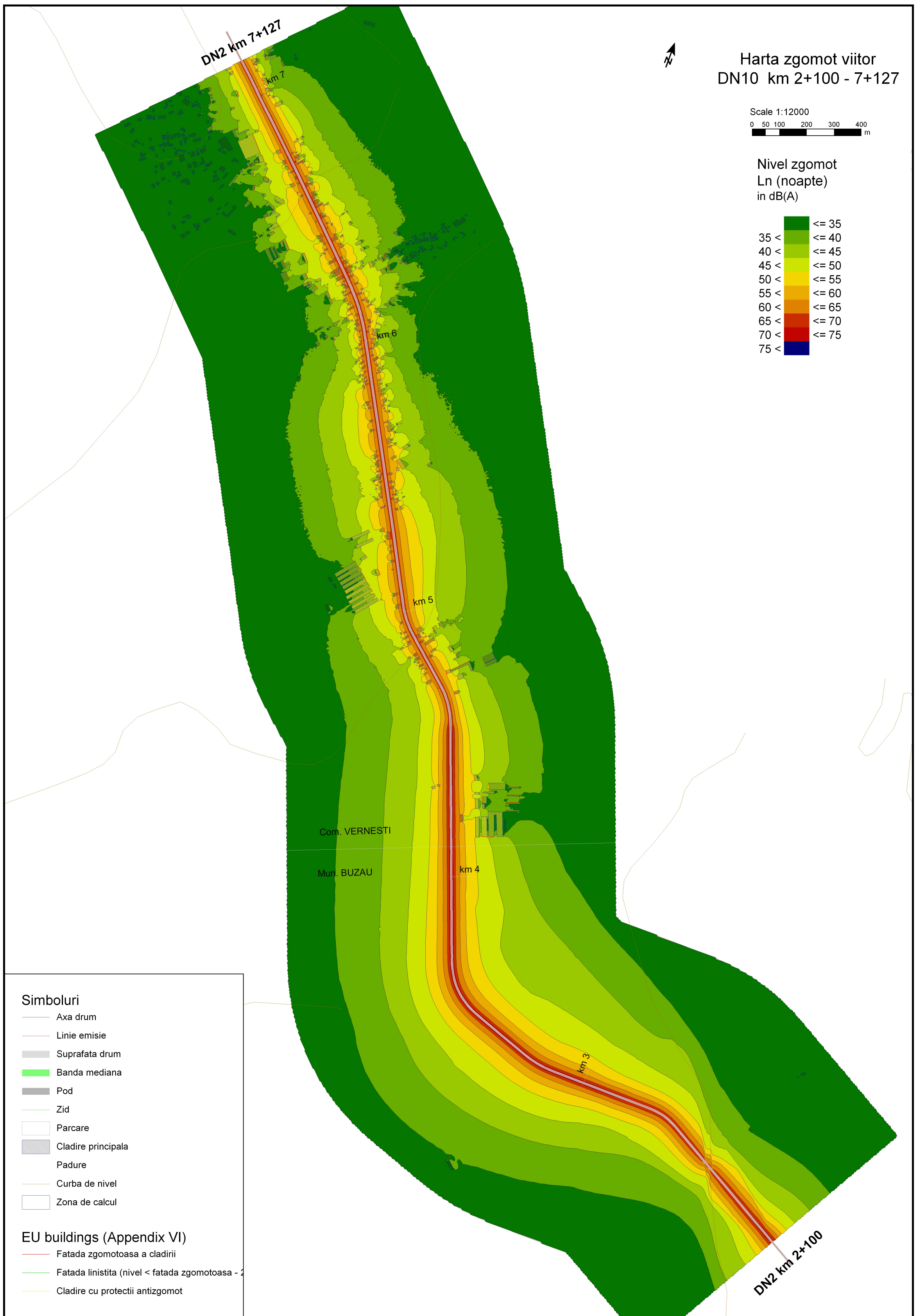
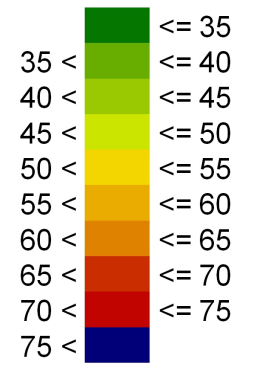


Harta zgomot viitor DN10 km 2+100 - 7+127

Scale 1:12000



Nivel zgomot
Ln (noapte)
in dB(A)



Simboluri

- Axa drum
- Linie emisie
- Suprafata drum
- Banda mediana
- Pod
- Zid
- Parcare
- Cladire principala
- Padure
- Curba de nivel
- Zona de calcul

EU buildings (Appendix VI)

- Fatada zgomotoasa a cladirii
- Fatada linistita (nivel < fatada zgomotoasa - 2)
- Cladire cu protectii antizgomot